


AUTEL MAXISYS

COLLISION SIMPLIFIED

A WORKFLOW-DRIVEN SOLUTION FOR A COMPLICATED PROCESS



MAXISYS ULTRAADAS

ADAS BAY MAX LIFT

ADAS CALIBRATION. SAFER ALIGNMENTS.
ONE MAXIMIZED BAY.

MAXISYS IA900AST

FOUR-WHEEL ALIGNMENT & ADAS
CALIBRATION SYSTEM

Access to OEM Solutions

adasThink™

Driven by Repairify™



asTech®

Driven by Repairify™

SUBLET TO YOURSELF / KEEP ADAS CALIBRATIONS IN-HOUSE

AN INTRO TO ADAS



Advanced driver-assistance systems (ADAS), are technological features that are designed to improve driver safety and prevent automotive accidents. ADAS utilizes sensors such as radar, sonar, lidar and cameras to perceive the world around the vehicle, and either provide critical information to the driver or take automatic action to avoid or mitigate the effects of a crash.



ADAS CAN PREVENT

40%

OF VEHICLE
CRASHES

37%

OF VEHICULAR
INJURIES

29%

OF VEHICULAR
DEATHS

According to a study conducted by the AAA Foundation.

INDUSTRY FORECAST

The growth of the ADAS Market can be attributed to the increasing adoption of ADAS systems by OEMs for product differentiation and the ever-increasing issue of road safety.

AAA and Consumer Reports report that by 2025 nearly 50% of vehicles on North American roads will be ADAS equipped, and 75% by 2030.

SHOP BAY REQUIREMENTS

MAXIMIZE YOUR SPACE WITH THE AUTEL ADAS BAY MAX LIFT

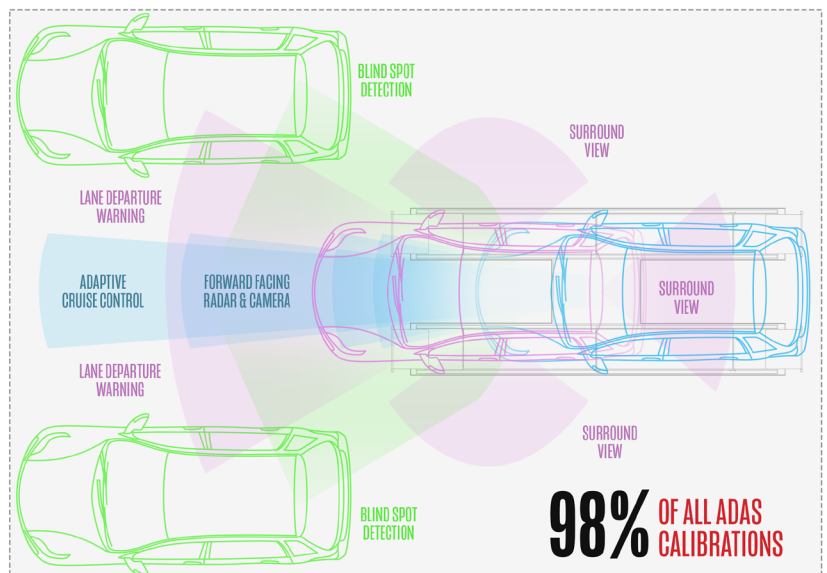
IDEAL FLOORSPACE **45 FEET x 30 FEET**

FLOORSPACE FOR ALL SYSTEMS CALIBRATION **34 FEET x 24 FEET**

Although the ideal floorspace for all systems ADAS calibration is a recommended 45' x 30', a space that large is not required.

98% of All ADAS Calibrations can be performed within a 34' x 24' area by repositioning the vehicle within the space. The Autel ADAS Bay Max vehicle lift allows for mechanical repair, wheel alignment, and all systems ADAS calibration in the same bay.

When the ADAS Bay Max is recessed into the floor, the same area becomes a flat calibration space. *See more on page 7.*



THE COLLISION WORKFLOW STREAMLINED AND SIMPLIFIED

You're already taking on the liability – it's time to keep all the work in-house. Utilizing the complete Autel network of reporting, diagnostics, repair, alignment, and ADAS tools will boost revenue and provide a safer and more complete repair for your customers.

**KEEP ALL THE
WORK IN-HOUSE**

**REDUCE
CYCLE TIMES**

**EXCEED CUSTOMER
EXPECTATIONS**

POST-SCAN & TEST DRIVE 6

COMPLETE THE REPAIR & RETURN THE VEHICLE

Fully document all work performed, post-scan report verifies that all systems have been reconnected and are functioning properly and without codes.

ADAS CALIBRATION 5

IA900AST ALL SYSTEMS ADAS

Illustrated step-by-step ADAS calibration instructions to re-calibrate and verify that all safety systems are performing to OEM requirements, including steering angle sensor resets.

WHEEL ALIGNMENT 4

PREPARE THE VEHICLE FOR ADAS CALIBRATION

Return the vehicle back to OEM performance and handling requirements and verify that it's prepared for proper ADAS calibration. Maximize your efficiency by performing all repairs, alignment, and calibrations on the **ADAS Bay Max Lift**.

1 ESTIMATION

DEVELOP A COMPLETE REPAIR PLAN

Gaining more visibility into a vehicle's condition before starting a repair delivers more complete estimating and will help solidify a repair plan.

- **Pre-scan**
Identify all ADAS Systems
- **Alignment Check**
- **Digital Inspection**
Enter preliminary Body Estimate:
adasThink Report

2 DIAGNOSIS & REPAIR

IDENTIFY DIAG & MECHANICAL ISSUES

Autel MaxiSYS tablets allow for quick and seamless identification of potentially hidden fault codes and issues that can delay a repair.

3 MECHANICAL ADJUSTMENTS & ELECTRONIC COMMUNICATION

ESTABLISH COMMUNICATION WITH NEW COMPONENTS

Accurately replace blind spot modules with the ADAS Blindspot Aiming Tool (**ADAS BAT**), and access **asTech** OE solutions like coding, reflashing, reinitializing through Autel's **Remote Expert** platform.





Inspect, image, and document a vehicle's brakes, suspension, and steering component condition and measure tire wear with the laser-enabled Autel TBE200.



ITS600
TPMS SERVICE AND
DIAGNOSTICS TABLET

TBE200
LASER-ENABLED
TIRE TREAD DEPTH
EXAMINER

FULL ADAS IDENTIFICATION

adasThink Special Reduced Pricing
Now Available For Autel Customers

adasThink

Driven by Repairify™



DIAGNOSIS & REPAIR

ALL SYSTEMS AND MODULE HEALTH CHECK INCLUDING STEERING AND SUSPENSION

A comprehensive all-systems scan that provides an overview of the vehicle's condition to detect any existing faults and identify ADAS components. This is the essential first step toward every successful alignment and ADAS calibration.



REDUCED PRICING NOW AVAILABLE FOR AUTEL TOOL OWNERS

Identify All Required Calibrations at the Start of the Repair

Discover the required calibrations, available tools, and proper safety procedures, all in a matter of seconds. Take your Autel ADAS calibration system to the next level with adasThink identification data. Autel MaxiSYS tablet owners with ADAS software enabled and an active TCP subscription can now take advantage of special reduced pricing offer for adasThink. Visit autel.com/us/adasthink to get started.

asTech
Customer Support
1-888-488-1186
customerservice@astech.com

adasThink Vehicle Report
August 15, 2022

Customer Information	Vehicle Information
ABC Collision Attn: John Smith 11740 Merchaca Rd. Austin, Texas, 78748 (888) 567-1234	Work Order: 5114974 Repair Order: 735069 Vehicle: 2019 Volkswagen Tiguan VIN: 3VV4B7AK3KM015786

Summary

- 2 Required ADAS Operations
- 2 Required Safety Operations
- 1 Required Steering Operation

There are 2 ADAS, 1 Steering, and 2 performing, as identified in your estim.

Equipped ADAS Features

- Active Blind Spot System
- Adaptive Cruise Control with Stop and Go
- Forward Collision Warning with Auto Brake
- Front Mounted Camera
- Lane Assist
- Park Distance Control - Front and Rear
- Rear Camera
- Rear Collision Mitigation
- Right-Side Camera
- Surround-View Monitor

© Repairity 2022 | 2000 Technology Dr, Suite 900, Plano, TX 75074

adasThink Vehicle Report

ADAS

1. Front Radar

Static Calibration (Adaptive Cruise Control (ACC) Calibration)

The Front Radar is responsible for Adaptive Cruise Control with Stop and Go, Forward Collision Warning with Automatic Emergency Braking, and Pedestrian Monitoring on this vehicle.

The 2019 Volkswagen Tiguan repair manual states that a operation is required for the Front Radar when the following occurs:

- Grille is installed (Line number 13)

Please see the documentation from the manufacturer below.

OEM procedure instructions:
https://my.autodata.com/repair/#/repair/article/61350/component/451/type/401/nonstandard/310189_selfRefLink>true

OEM procedure requirement:
https://my.autodata.com/repair/#/repair/article/61350/component/775/type/401/nonstandard/312545_selfRefLink>true


2. Surround-View Monitor Cameras

Static Calibration (Peripheral Camera Calibration)

The Surround-View Monitor Cameras is responsible for Right-Side Camera and Surround-View Monitor on this vehicle.

The 2019 Volkswagen Tiguan repair manual states that a operation is required for the Surround-View Monitor Cameras when the following occurs:

© Repairity 2022 | 2000 Technology Dr, Suite 900, Plano, TX 75074 Page 2 of 4



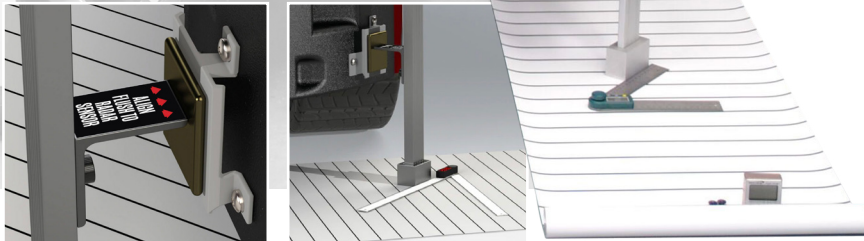
MECHANICAL ADJUSTMENTS

ADAS BAT

BLIND SPOT AIMING TOOL

The Blind Spot Aiming Tool Kit (P/N: ADASBAT) enables technicians to quickly ensure correct angle alignments for successful calibrations of the Blind Spot sensors. After collision repair, use kit to realign sensors to factory specifications.

The kit includes a Lined Measuring Mat, a Digital Angle Guide, a Digital Protractor, Vertical Plumb Bob, a String Center Line kit. Access to web-based lookup of specific OE-Blindspot sensor angles by year, make and model is included. A protective case and a one-year limited warranty are also included. Patent Pending.






AUTEL[®] REMOTE EXPERT


REMOTELY CONNECT WITH AN EXPERT TO COMPLETE YOUR PROGRAMMING NEEDS




Developed by Autel, Remote Expert is a cloud-based solution offering technicians with module programming requirements a connection to pre-qualified Remote Experts in the field. Offered through MSUltra, MSUltra EV, MS919, MS909, MS909 EV, or XLink, technicians now have the ability to connect with experts ready to complete their programming needs.

- STEP 1** 

CONNECT VCI/VCMI OR XLINK TO THE VEHICLE WITH OBDII CABLE.
- STEP 2** 

ENSURE TABLET OR XLINK IS CONNECTED TO THE INTERNET ROUTER AND TABLET IS CONNECTED TO VCI/VCMI.
- STEP 3** 

IF USING TABLET (ULTRA, ULTRA EV, MS919, MS909, OR MS909EV) ENSURE IT IS CONNECTED TO VCI/VCMI.
- STEP 4** 

POST YOUR ORDER VIA TABLET OR MAXIFIX APP. MAXIFIX APP IS COMPATIBLE WITH IOS & ANDROID.
- STEP 5** 

EXPERTS USE OEM HARDWARE & SOFTWARE TO COMPLETE ORDER.



REMOTE OEM SOLUTIONS

AVAILABLE ON THE REMOTE EXPERT PLATFORM 4TH QUARTER 2023

←  → **WHEEL ALIGNMENT**

ADAS BAY MAX LIFT

BRING YOUR BAY TO THE MAX

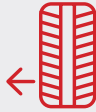
The ADAS Bay Max is a specialized scissor car lift designed for mechanical repair, wheel alignment, and 360-degree ADAS calibration in a single standard bay. It features a robust rolling jack beam, a unique flush-mount H Shape and table riser setup for improved wheel alignments, and can transform into a flat 360-degree ADAS calibration area when recessed into the floor.



AULS12ALOR1T, AULS14ALOR1T



MECHANICAL REPAIR



WHEEL ALIGNMENT



ALL SYSTEMS ADAS CALIBRATION



PREMIUM LIFT FEATURES

The innovative table riser, rolling jacking beams, stainless steel radius plates, runway air inflation, and LED undercarriage lighting are all standard.



DRIVE ON/OFF AND IN ANY DIRECTION

Front and rear open runways paired with the unique flush-mount H shape configuration increases floor space, allowing for all systems ADAS calibration.



IA900 + MSULTRA

A single system complete diagnostics, alignment, and ADAS workflow. One Maximized Bay.



3D WHEEL ALIGNMENT WITH ANY ELECTRONIC COMPONENT RESET

Employing 6 HD position and tracking cameras, the IA900WA performs precise four-wheel alignments to 0.02 Degrees of accuracy. Step-by-step instructions guide the technician through the complete process with illustrated, color-coded alignment status, live readings, and required tools.



ADAS CALIBRATION



IA900AST

DIAGNOSTICS + DIGITAL INSPECTION WHEEL ALIGNMENT + ADAS CALIBRATION

At the cost of a typical alignment system, the Autel IA900 delivers an All Systems and Module Health Check, Digital Vehicle Inspection, 3D Wheel Alignment, and step-by-step ADAS Calibration instructions in a single system and investment.

The Autel IA900 is the only system that starts and finishes through the OBD2 connector, beginning with a full Health Check and Digital Inspection. These integrated steps deliver the highest revenue potential, the most comprehensive repair, a safer alignment, and a complete calibration of all affected ADAS systems.

AN ALL-IN-ONE ALIGNMENT & ADAS SOLUTION FOR TODAY'S COMPLEX VEHICLES & SYSTEMS



STEP-BY-STEP ILLUSTRATED CALIBRATION INSTRUCTIONS

Autel was one of the first manufacturers to bring a complete ADAS calibration frame system to the aftermarket. Our experience and talent for innovation have enabled us to develop an intuitive, knowledge-based solution that allows technicians in every industry to calibrate ADAS components with precision and efficiency.



POST-SCAN & TEST DRIVE

The IA900 system guides the technician to document each step in real-time, including the Pre-Scan, visual inspection, tire depth analysis, steering angle sensor reset, alignment, calibrations, and post-scan. Reports can be safely stored on-tablet and through the Autel Cloud report management application and shared with customers or insurance companies via email.

2017 (H) Audi Post-scan Report

Vehicle Information: 2017 (H) Audi A8L A8 3.0TFSI / CANB 3.0L TD / 120KW
VIN: TFS1R8K1235
Customer Information: Name: --
Device Information: Scanner: MaxiSys Ultra ADAS/V1.30
Aligner: H4520/0.00
Repair Order Number: ORDR2
Insurance Information: Claim number: --
City state zip: --
Address: --
Primary Impact: --

System Scanned (54)

System	Calibration	Status (S/C)	Ca
01 - Engine Control Module 1		0	0
02 - Transmission Control Module		0	0
03 - Brakes 1		0	0
05 - Kessy		0	0
06 - Seat Adjustment Passenger Side		0	0
07 - Display Control Unit		0	0
08 - Air Conditioning		0	0
09 - Central Electronics		0	0
0E - Media Player Position 1		0	0
0F - Radio Tuner - Digital		0	0
10 - Parking Assistance 2		0	0
13 - Adaptive Cruise Control		0	1

ACC calibration - Static calibration

Calibration succeeded
Total calibration time: 1min50s
Calibration start time: 2023-08-24 16:19:17
Calibration end time: 2023-08-24 16:21:07

Angle (°)	Distance (T)	Distance (L)	Other (L)
0.00	0.02	1357	0

Front camera calibration - Static calibration

Calibration succeeded
Total calibration time: 1min29s
Calibration start time: 2023-08-24 16:21:11
Calibration end time: 2023-08-24 16:22:40

Wheel housing rim height (mm)

LF: 600	RF: 600	RR: 600	LR: 600
0.00	0.02	1562	1562

Calibration Parameters

Adaptive Cruise Control

Measured details	Measured value	Range
Misalignment angle	-0.26°	

INTELLIGENT ADAS IA900WA SYSTEM

IA900WA PART NO: IA900WA

- IA900 WHEEL ALIGNMENT SYSTEM
- ACCESSORIES
- REQUIRES MAXISYS ULTRA, ADAS & WHEEL ALIGNMENT UPGRADE SOLD SEPARATELY

IA900WA + TABLET PART NO: IA900WAT

- IA900 WHEEL ALIGNMENT SYSTEM
- ACCESSORIES
- MAXISYS ULTRA ADAS TABLET & MAXIFLASH VCI
- ADAS & WHEEL ALIGNMENT SOFTWARE INCLUDED



ACCESSORIES INCLUDED



IA900WA LDW PACKAGES

EXPANDS LDW CALIBRATION CAPABILITIES

IA900WA LDW PART NO: IA900LDW

- IA900WA
- ACCESSORIES
- LDW TARGETS
- REQUIRES MAXISYS ULTRA, ADAS & WHEEL ALIGNMENT UPGRADE SOLD SEPARATELY

IA900WA LDW + TABLET PART NO: IA900LDWT

- IA900WA
- ACCESSORIES
- LDW TARGETS
- MAXISYS ULTRA ADAS TABLET & MAXIFLASH VCI
- ADAS & WHEEL ALIGNMENT SOFTWARE INCLUDED



MAXISYS ULTRA ADAS
MAXIFLASH VCI

LANE DEPARTURE WARNING

VW/AUDI/PORSCHE LDW CSC0601/01	MERCEDES LDW CSC0601/02	HONDA/ACURA LDW CSC0601/05	MAZDA LDW CSC0601/12	NISSAN LDWII CSC0601/03-L	NISSAN LDWII CSC0601/03-R	HYUNDAI/KIA LDWII CSC0601/07
NISSAN/INFINITI LDW CSC0601/06-L	ALFA ROMEO LDW CSC0601/10	HONDA/ACURA LDWII CSC0601/08-L	HONDA/ACURA LDWII CSC0601/08-R	TOYOTA/LEXUS LDWII CSC0601/15	TOYOTA/LEXUS LDWII CSC0601/15	SUBARU LDWII CSC0601/17
HYUNDAI/KIA LDW CSC0601/09	TOYOTA/LEXUS LDW CSC0601/11	MAZDA LDWII CSC0601/13-L	MAZDA LDWII CSC0601/13-R	MERCEDES LDWII CSC0601/19	HONDA/ACURA LDWIII CSC0601/24-1	SUBARU LDWII CSC0601/17
MITSUBISHI LDW CSC0601/22-L	SUBARU LDW CSC0601/14	NISSAN/INFINITI LDWII CSC0601/04-L	NISSAN LDWII CSC0601/04-R	TOYOTA/LEXUS LDWIII CSC0601/25	HYUNDAI/KIA LDWIII CSC0701/23	HYUNDAI/KIA LDWIII CSC0701/23

IA900WA ALL SYSTEMS PACKAGES

THE ULTIMATE PACKAGES FOR CALIBRATION CAPABILITIES



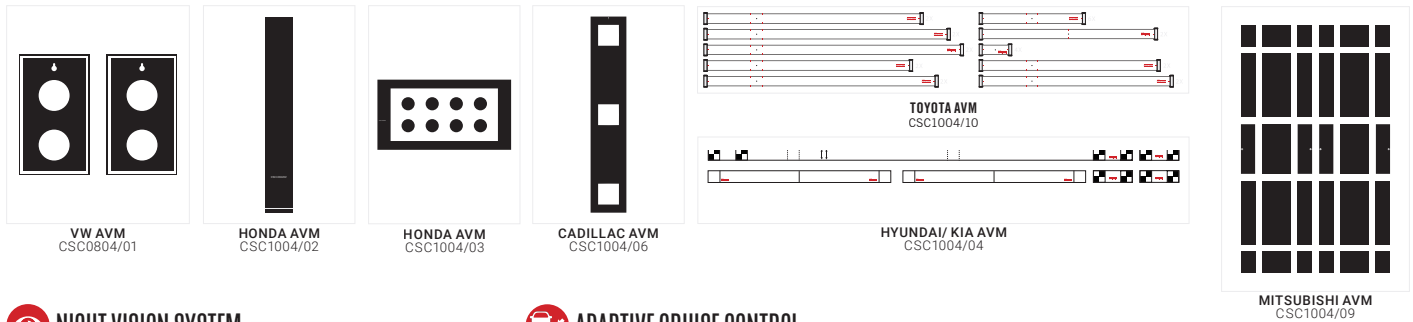
IA900WA ALL SYSTEMS PART NO: IA900AS

- IA900WA
- ACCESSORIES
- LDW, AVM, NVS, ACC, BSD, LIDAR, RCW TARGETS
- REQUIRES MAXISYS ULTRA, ADAS AND WHEEL ALIGNMENT UPGRADE SOLD SEPARATELY


IA900WA ALL SYSTEMS +TABLET PART NO: IA900AST

- IA900WA
- ACCESSORIES
- LDW, AVM, NVS, ACC, BSD, LIDAR, RCW TARGETS
- MAXISYS ULTRA ADAS TABLET & MAXIFLASH VCI
- ADAS & WHEEL ALIGNMENT SOFTWARE INCLUDED

AROUND VIEW MONITORING



NIGHT VISION SYSTEM




ADAPTIVE CRUISE CONTROL




BLIND SPOT DETECTION



LIDAR



REAR COLLISION WARNING



IA900AST ACCESSORY ITEMS All items sold separately

500-17 TIRE CLAMPS (SET OF 4)

In contrast to standard clamps, tire clamps attach to tires rather than to rims, eliminating potential rim damage.




500-20 RIDE HEIGHT TARGETS

Enables rapid vehicle suspension height measurement and eliminates the need for manual measurement and entry.




500-21 WIDE ANGLE TARGETS


Attach to front camera targets to ensure camera view and complete readings during max angle caster sweep.



CSC1004-01 VW/AUDI 360° AVM TARGET



CSC1004-05 FORD AVM TARGET




CSC1004-07 PORSCHE AVM TARGET



611-03 MASERATI LDW TARGETS



AUDIHUDSET AUDI HEADS UP DISPLAY (SET OF 8)



IA900DOCK DOCKING STATION



ADASACCESSORY LASER KIT

Kit includes an L-Shaped Bracket, Five Line Laser, Laser Reflector, Laser Assist Mirror, Two Line Laser, and Plumb Bob to assist with faster blind spot placement and set-up time.



UPGRADE YOUR IA900LDWT TO AN ALL SYSTEMS PACKAGE EQUIVALENT TO P/N: IA900AST

MAG00CAL1 EXPANSION PACKAGE

Includes targets and accessories for calibrating AVM, RCW, and Night Vision systems.

ADASCAL 2 EXPANSION PACKAGE

Includes targets and accessories for calibrating AVM, RCW, Lanewatch, and Radar systems.

ACCREFLECTOR

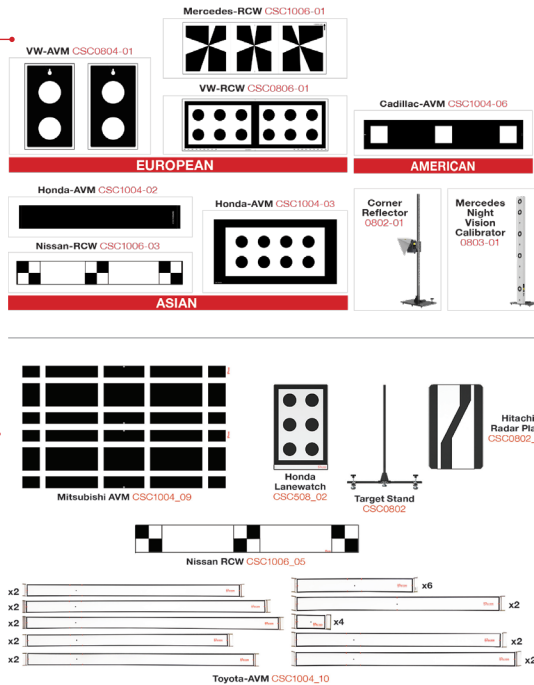
Mirrored accessory for calibrating Adaptive Cruise Control systems.

CONTINENTAL PLATE

GM/VW NIGHT VISION


DOPPLER RADAR

MOPAR RADAR CSC0602/09



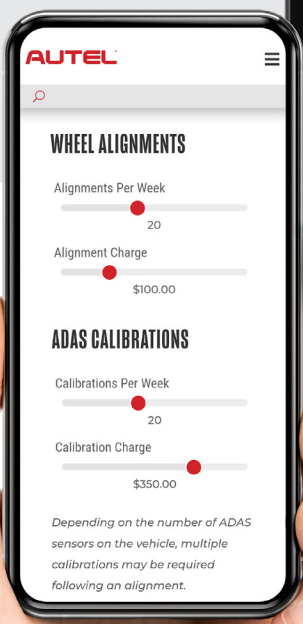
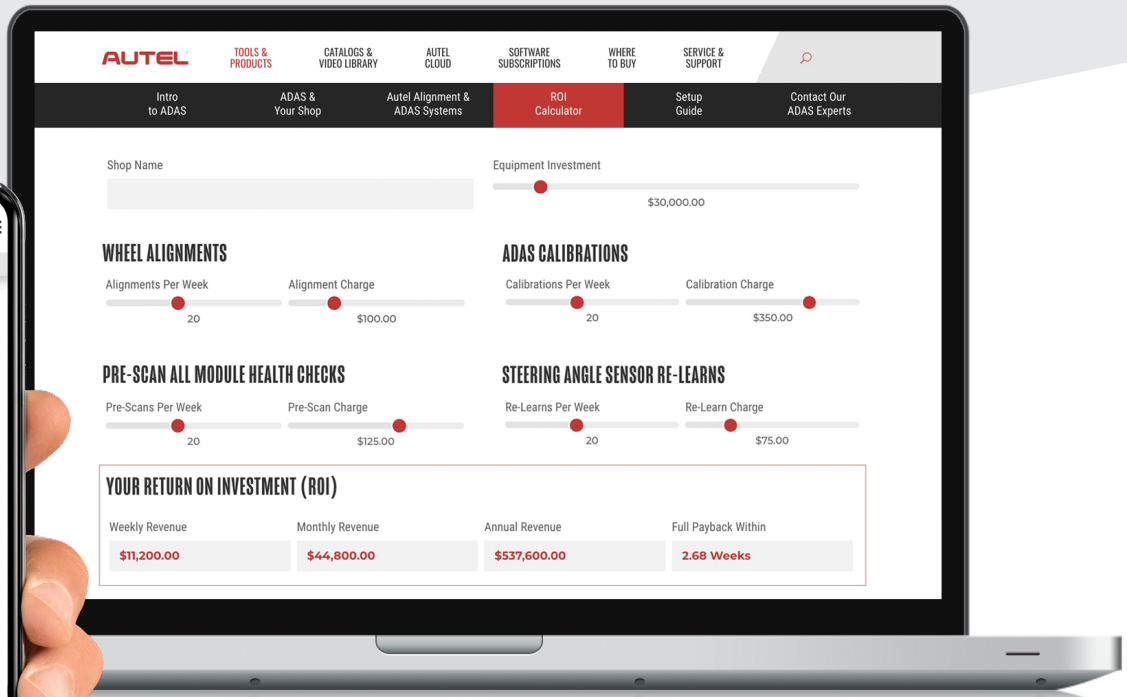
MAG00CAL4 EXPANSION PACKAGE

Includes targets and accessories for calibrating AVM, RCW, LIDAR, Night Vision, and Radar systems.



HOW QUICKLY CAN YOU RECOUP YOUR INVESTMENT?

CALCULATE YOUR ADAS REVENUE POTENTIAL ON OUR WEBSITE



The complete network of Autel reporting, diagnostics, repair, alignment, and ADAS tools can recoup your investment in as little as 30 days*.

**Return on investment varies based on service volume.*

RECOUP YOUR INVESTMENT IN AS LITTLE AS 30 DAYS*
 SCAN OR VISIT: AUTEL.CC/ADAS-ROI ▶




AUTEL ACADEMY ADAS TRAINING

Comprehensive in-person classroom and technical ADAS training now available. This 2-day course is intended for current and future owners of Autel ADAS calibration equipment.

Register today at: autel.cc/training

